

持分者問卷調查報告分析工具

目的：協助學校建立調查結果的有關報告

建立報告的步驟：

1. 請把教師、學生及家長的意見，分別鍵入"source(teacher)", "source(student)"及"source(parent)"工作表內，鍵入意見前請細閱有關的注意事項。
2. 中文版的報告將自動在"教師問卷報告(中文版)", "學生問卷報告(中文版)", "家長問卷報告(中文版)"及"所有持分者報告(中文版)"工作表內顯示。

註：(1) 為避免學校對工作表內的公式作意外的改動，工作表已加上密碼作保護。
(2) 如有查詢，請致電 2892 6556 或 2892 6540 與教育局指標組聯絡。

目錄 Index

[輸入教師數據](#)

[輸入學生數據](#)

[輸入家長數據](#)

[教師問卷報告\(中文版\)](#)

[學生問卷報告\(中文版\)](#)

[家長問卷報告\(中文版\)](#)

[所有持分者報告\(中文版\)](#)

說明 Illustration

意見	代碼
非常同意	5
同意	4
中立	3
不同意	2
非常不同意	1

效應值 (Effect Size)	
< 0.2	微 (Negligible)
0.20 - 0.49	小 (Small)
0.50 - 0.79	中等 (Moderate)
0.80 - 0.99	大 (Large)
>= 1.0	極大 (Very Large)

[*分類數據分析只會在滿足下列條件時才顯示：\(1\) 全校教師人數達15人或以上；及\(2\) 該項分類數據的教師人數達5人或以上](#)

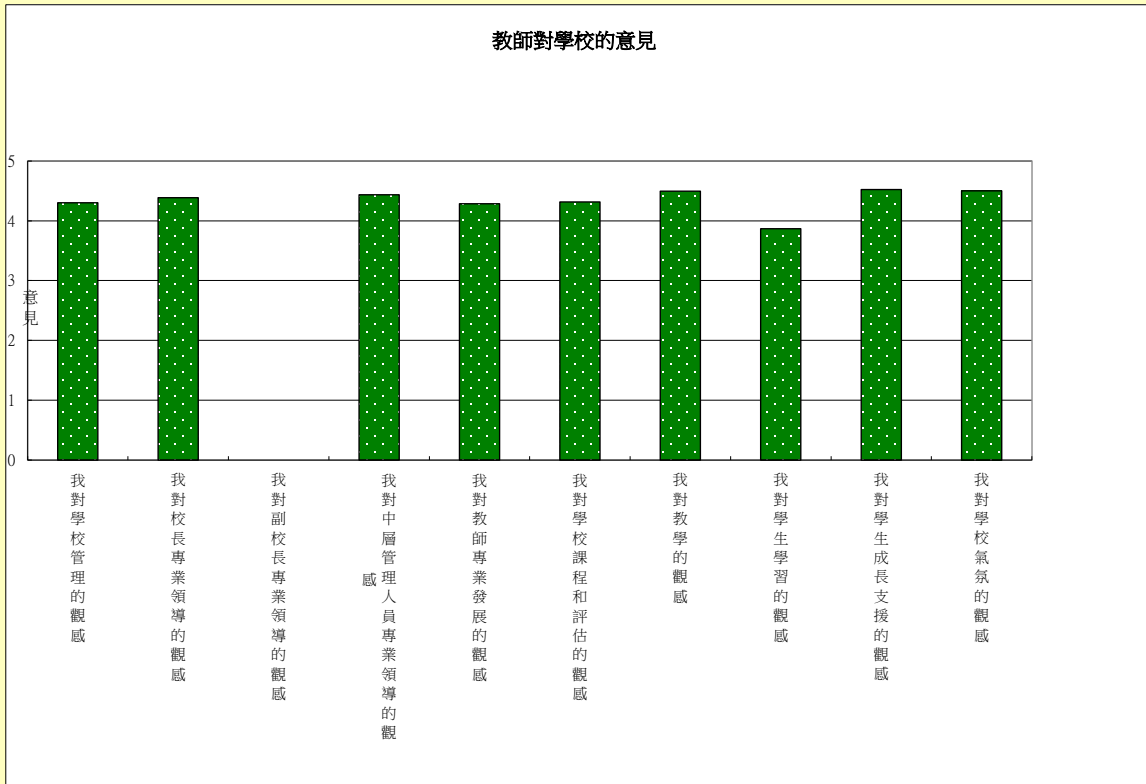
通德學校(2011-12)
教師對學校的意見

調查項目	題目	百分比						平均數	標準差	同意排序
		有意見					不知道/ 不適用			
		非常同意	同意	中立	不同意	非常不同意				
我對學校管理的觀感	1 學校有清楚的發展方向。	33.3%	53.3%	13.3%	0.0%	0.0%	0.0%	4.2	0.7	6
	2 學校按發展方向有策略地制訂發展計劃。	40.0%	46.7%	13.3%	0.0%	0.0%	0.0%	4.3	0.7	4
	3 學校的決策具透明度。	46.7%	46.7%	6.7%	0.0%	0.0%	0.0%	4.4	0.6	1
	4 學校能有效監察校內工作的推行。	40.0%	53.3%	6.7%	0.0%	0.0%	0.0%	4.3	0.6	2
	5 學校有系統地蒐集學與教的數據，以監察學生的學習表現和進展。	46.7%	40.0%	13.3%	0.0%	0.0%	0.0%	4.3	0.7	2
	6 學校積極向教師、學生及家長匯報自評結果。	33.3%	60.0%	6.7%	0.0%	0.0%	0.0%	4.3	0.6	4
我對校長專業領導的觀感	7 校長能有效帶領學校持續發展。	46.7%	46.7%	6.7%	0.0%	0.0%	0.0%	4.4	0.6	2
	8 校長能有效發揮監察職能。	40.0%	53.3%	6.7%	0.0%	0.0%	0.0%	4.3	0.6	4
	9 校長能有效調配資源。	40.0%	53.3%	6.7%	0.0%	0.0%	0.0%	4.3	0.6	4
	10 校長能賦權展能，使教師發揮所長。	46.7%	46.7%	6.7%	0.0%	0.0%	0.0%	4.4	0.6	2
	11 校長與教師建立和諧關係。	53.3%	40.0%	6.7%	0.0%	0.0%	0.0%	4.5	0.6	1
我對副校長專業領導的觀感	12 副校長能有效統籌各科組工作。						100.0%			
	13 副校長能有效監察各科組工作。						100.0%			
	14 副校長能促進科組間的協作和溝通。						100.0%			
	15 副校長能有效促進管理層與教師的溝通。						100.0%			
我對中層管理人員專業領導的觀感	16 科組主管能有效帶領科組工作。	46.7%	53.3%	0.0%	0.0%	0.0%	0.0%	4.5	0.5	1
	17 科組主管能有效檢視科組工作成效。	46.7%	53.3%	0.0%	0.0%	0.0%	0.0%	4.5	0.5	1
	18 科組主管能推動教師專業交流及協作。	40.0%	53.3%	6.7%	0.0%	0.0%	0.0%	4.3	0.6	4
	19 科組主管與科組教師的工作關係和諧。	46.7%	53.3%	0.0%	0.0%	0.0%	0.0%	4.5	0.5	1
我對教師專業發展的觀感	20 學校積極表揚教師在個人或工作上的成就。	21.4%	71.4%	7.1%	0.0%	0.0%	6.7%	4.1	0.5	5
	21 學校舉辦的教師專業發展活動對我的工作很有幫助。	26.7%	60.0%	13.3%	0.0%	0.0%	0.0%	4.1	0.6	6
	22 學校的專業交流風氣已形成。	40.0%	46.7%	13.3%	0.0%	0.0%	0.0%	4.3	0.7	3
	23 學校考績以發展教師的專業成長為目的。	33.3%	60.0%	6.7%	0.0%	0.0%	0.0%	4.3	0.6	3
	24 學校考績制度能公平地評鑑教師的工作表現。	42.9%	57.1%	0.0%	0.0%	0.0%	6.7%	4.4	0.5	2
	25 學校考績有助我的專業成長。	46.7%	53.3%	0.0%	0.0%	0.0%	0.0%	4.5	0.5	1
我對學校課程和評估的觀感	26 學校的課程發展能配合教育發展的趨勢。	46.7%	53.3%	0.0%	0.0%	0.0%	0.0%	4.5	0.5	1
	27 校本課程目標及政策清晰。	26.7%	73.3%	0.0%	0.0%	0.0%	0.0%	4.3	0.4	5
	28 學校能有效調撥資源支援各學習領域課程的推行。	33.3%	66.7%	0.0%	0.0%	0.0%	0.0%	4.3	0.5	2
	29 學校有策略地按學生的能力、興趣和需要，為學生提供不同的學習模式及學習機會。	20.0%	80.0%	0.0%	0.0%	0.0%	0.0%	4.2	0.4	7
	30 學校能有效監察課程的實施。	33.3%	66.7%	0.0%	0.0%	0.0%	0.0%	4.3	0.5	2
	31 科組能監察課程的實施情況，如有系統地運用學與教的資料和評估所得數據以回饋課程的實施。	33.3%	66.7%	0.0%	0.0%	0.0%	0.0%	4.3	0.5	2
	32 科組採用的學習評估方法能有效評鑑學生的表現。	33.3%	60.0%	6.7%	0.0%	0.0%	0.0%	4.3	0.6	5
我對教學的觀感	33 我經常教導我的學生學習方法，如作課前預習、運用概念圖、工具書及網上資料。	46.7%	53.3%	0.0%	0.0%	0.0%	0.0%	4.5	0.5	4
	34 我經常與我的學生檢討他們的學習情況，讓他們知悉學習表現和進展。	40.0%	60.0%	0.0%	0.0%	0.0%	0.0%	4.4	0.5	6
	35 課堂上，我經常向學生提問不同層次的問題。	40.0%	60.0%	0.0%	0.0%	0.0%	0.0%	4.4	0.5	6
	36 課堂上，我經常讓學生主動探索和建構知識的機會。	46.7%	53.3%	0.0%	0.0%	0.0%	0.0%	4.5	0.5	4
	37 課堂上，我經常因應學生的學習進度調節教學內容和策略。	60.0%	40.0%	0.0%	0.0%	0.0%	0.0%	4.6	0.5	1
	38 課堂上，我經常安排不同的學習活動，例如小組討論和口頭報告等。	60.0%	40.0%	0.0%	0.0%	0.0%	0.0%	4.6	0.5	1
	39 課堂氣氛良好。	53.3%	46.7%	0.0%	0.0%	0.0%	0.0%	4.5	0.5	3
	40 學生對學習有濃厚的興趣。	13.3%	60.0%	26.7%	0.0%	0.0%	0.0%	3.9	0.6	3
	41 學生能自動自覺地學習。	0.0%	53.3%	46.7%	0.0%	0.0%	0.0%	3.5	0.5	6
我對學生學習的觀感	42 學生對學習有自信。	6.7%	60.0%	33.3%	0.0%	0.0%	0.0%	3.7	0.6	4
	43 學生認真地完成課業。	0.0%	73.3%	26.7%	0.0%	0.0%	0.0%	3.7	0.4	4
	44 學生喜愛閱讀。	20.0%	80.0%	0.0%	0.0%	0.0%	0.0%	4.2	0.4	1
	45 學生經常運用不同的資源學習，例如互聯網、圖書館等。	20.0%	73.3%	6.7%	0.0%	0.0%	0.0%	4.1	0.5	2
	46 學校推行的訓輔工作能配合學生的成長需要。	40.0%	53.3%	6.7%	0.0%	0.0%	0.0%	4.3	0.6	5
	47 學校能提供足夠的機會讓學生發揮領導才能。	53.3%	40.0%	6.7%	0.0%	0.0%	0.0%	4.5	0.6	4
	48 學校能幫助學生發展與人相處的技巧。	40.0%	53.3%	6.7%	0.0%	0.0%	0.0%	4.3	0.6	5
我對學生成長支援的觀感	49 學校積極幫助學生建立正確的價值觀。	53.3%	46.7%	0.0%	0.0%	0.0%	0.0%	4.5	0.5	3
	50 學校積極鼓勵學生參與課外活動。	80.0%	20.0%	0.0%	0.0%	0.0%	0.0%	4.8	0.4	1
	51 學校的課外活動能擴闊學生的學習經歷。	66.7%	33.3%	0.0%	0.0%	0.0%	0.0%	4.7	0.5	2
	52 教職員相處融洽。	46.7%	53.3%	0.0%	0.0%	0.0%	0.0%	4.5	0.5	2
我對學校氣氛的觀感	53 教職員合作愉快。	46.7%	53.3%	0.0%	0.0%	0.0%	0.0%	4.5	0.5	2
	54 師生關係良好。	86.7%	6.7%	6.7%	0.0%	0.0%	0.0%	4.8	0.5	1
	55 教師的士氣良好。	46.7%	46.7%	6.7%	0.0%	0.0%	0.0%	4.4	0.6	5
	56 我認同學校的發展方向。	46.7%	46.7%	6.7%	0.0%	0.0%	0.0%	4.4	0.6	5
	57 我在本校工作有滿足感。	60.0%	33.3%	0.0%	6.7%	0.0%	0.0%	4.5	0.8	2

I. 基本資料

	總數	在校年資 0-5年	在校年資 6-10年	在校年資 11年或以上
問卷發出數目	15			
問卷回收數目	15	8	5	2
問卷回收率	100.0%			

II. 教師對學校的意見



調查項目	平均數	標準差	同意排序
我對學校管理的觀感	4.3	0.6	7
我對校長專業領導的觀感	4.4	0.6	5
我對副校長專業領導的觀感	不適用	不適用	不適用
我對中層管理人員專業領導的觀感	4.4	0.5	4
我對教師專業發展的觀感	4.3	0.6	8
我對學校課程和評估的觀感	4.3	0.5	6
我對教學的觀感	4.5	0.5	3
我對學生學習的觀感	3.9	0.6	9
我對學生成長支援的觀感	4.5	0.6	1
我對學校氣氛的觀感	4.5	0.6	2

III. 不同在校年資的教師對學校意見

調查項目	在校年資								
	0-5年			6-10年			11年或以上		
	平均數	標準差	同意排序	平均數	標準差	同意排序	平均數	標準差	同意排序
我對學校管理的觀感	不適用	不適用	不適用	不適用	不適用	不適用	不適用	不適用	不適用
我對校長專業領導的觀感	不適用	不適用	不適用	不適用	不適用	不適用	不適用	不適用	不適用
我對副校長專業領導的觀感	不適用	不適用	不適用	不適用	不適用	不適用	不適用	不適用	不適用
我對中層管理人員專業領導的觀感	不適用	不適用	不適用	不適用	不適用	不適用	不適用	不適用	不適用
我對教師專業發展的觀感	不適用	不適用	不適用	不適用	不適用	不適用	不適用	不適用	不適用
我對學校課程和評估的觀感	不適用	不適用	不適用	不適用	不適用	不適用	不適用	不適用	不適用
我對教學的觀感	不適用	不適用	不適用	不適用	不適用	不適用	不適用	不適用	不適用
我對學生學習的觀感	不適用	不適用	不適用	不適用	不適用	不適用	不適用	不適用	不適用
我對學生成長支援的觀感	不適用	不適用	不適用	不適用	不適用	不適用	不適用	不適用	不適用
我對學校氣氛的觀感	不適用	不適用	不適用	不適用	不適用	不適用	不適用	不適用	不適用

IV. 不同在校年資的教師對學校的意見比較

調查項目	在校年資		
	0-5年與6-10年	0-5年與11年或以上	6-10年與11年或以上
	效應值	效應值	效應值
我對學校管理的觀感	不適用	不適用	不適用
我對校長專業領導的觀感	不適用	不適用	不適用
我對副校長專業領導的觀感	不適用	不適用	不適用
我對中層管理人員專業領導的觀感	不適用	不適用	不適用
我對教師專業發展的觀感	不適用	不適用	不適用
我對學校課程和評估的觀感	不適用	不適用	不適用
我對教學的觀感	不適用	不適用	不適用
我對學生學習的觀感	不適用	不適用	不適用
我對學生成長支援的觀感	不適用	不適用	不適用
我對學校氣氛的觀感	不適用	不適用	不適用

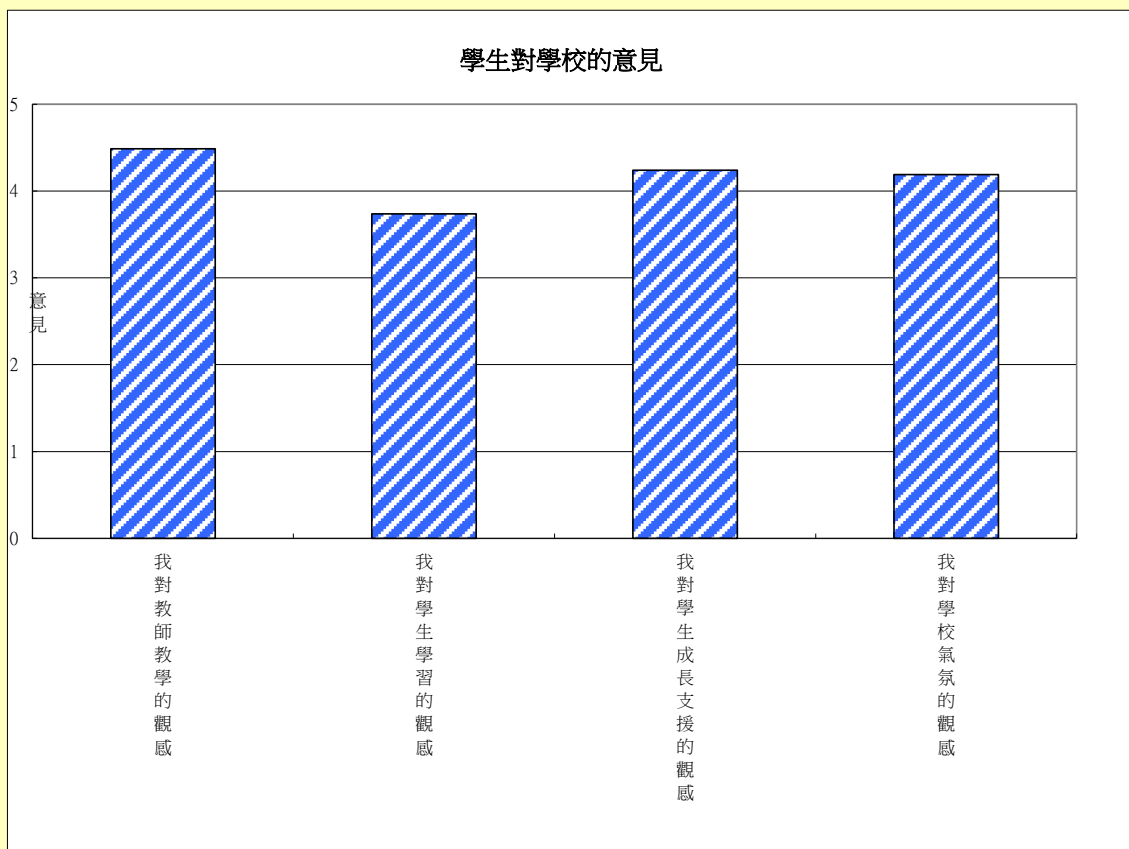
通德學校(2011-12)
學生對學校的意見

調查項目	題目	百分比						平均數	標準差	同意排序
		有意見					不知道/ 不適用			
		非常同意	同意	中立	不同意	非常不同意				
我對教師教學的觀感	1 老師經常為我們安排課堂以外的學習活動，如專題研習周、參觀、田野考察等。	73.1%	17.3%	7.7%	1.9%	0.0%	0.0%	4.6	0.7	2
	2 老師經常指導我們學習方法，如作課前預習、運用概念圖、工具書及網上資源等。	76.0%	22.0%	2.0%	0.0%	0.0%	3.8%	4.7	0.5	1
	3 老師經常指出我們的學習進展和問題。	61.5%	32.7%	3.8%	1.9%	0.0%	0.0%	4.5	0.7	4
	4 課堂上，老師的問題具啟發性。	43.1%	37.3%	15.7%	0.0%	3.9%	1.9%	4.2	1.0	7
	5 課堂上，老師經常讓我們探索問題。	54.9%	31.4%	11.8%	2.0%	0.0%	1.9%	4.4	0.8	6
	6 課堂上，老師經常安排學習活動，例如小組討論和口頭報告等。	69.2%	17.3%	13.5%	0.0%	0.0%	0.0%	4.6	0.7	3
	7 課堂上，老師經常鼓勵我們。	54.9%	37.3%	3.9%	2.0%	2.0%	1.9%	4.4	0.8	5
我對學生學習的觀感	8 我能自動自覺地學習。	15.7%	27.5%	51.0%	3.9%	2.0%	1.9%	3.5	0.9	7
	9 我對學習有自信。	13.7%	37.3%	43.1%	5.9%	0.0%	1.9%	3.6	0.8	5
	10 我經常認真地做功課。	20.4%	55.1%	24.5%	0.0%	0.0%	5.8%	4.0	0.7	2
	11 我經常在課餘閱讀課外讀物，例如課外書及報刊等。	40.4%	17.3%	26.9%	11.5%	3.8%	0.0%	3.8	1.2	3
	12 我懂得訂立自己的學習目標。	25.5%	37.3%	25.5%	11.8%	0.0%	1.9%	3.8	1.0	4
	13 我懂得運用學習方法，如作課前預習、運用概念圖、工具書及網上資源等。	25.0%	25.0%	35.4%	10.4%	4.2%	7.7%	3.6	1.1	6
我對學生成長支援的觀感	14 我經常藉著測考成績和老師給予的意見，如習作評語、課堂表現等，檢討我的學習。	36.7%	30.6%	28.6%	4.1%	0.0%	5.8%	4.0	0.9	1
	15 老師能幫助我們解決成長上所遇到的問題，如身心發展、交友及學業方面等。	46.0%	20.0%	26.0%	2.0%	6.0%	3.8%	4.0	1.2	6
	16 同學能自律守規。	15.7%	52.9%	21.6%	5.9%	3.9%	1.9%	3.7	0.9	7
	17 學校著意培養我們的領導才能。	36.0%	40.0%	18.0%	0.0%	6.0%	3.8%	4.0	1.0	5
	18 學校積極教導我們如何與人相處。	56.9%	25.5%	17.6%	0.0%	0.0%	1.9%	4.4	0.8	3
	19 學校積極培養我們的良好品德。	51.0%	35.3%	9.8%	2.0%	2.0%	1.9%	4.3	0.9	4
我對學校氣氛的觀感	20 同學積極參與課外活動。	76.5%	19.6%	3.9%	0.0%	0.0%	1.9%	4.7	0.5	1
	21 透過參與學校的課外活動，我能獲得更多的學習機會，如課外知識和生活技能等。	64.7%	25.5%	9.8%	0.0%	0.0%	1.9%	4.5	0.7	2
	22 同學尊敬老師。	44.2%	32.7%	19.2%	1.9%	1.9%	0.0%	4.2	0.9	4
	23 我喜愛學校。	76.0%	14.0%	6.0%	2.0%	2.0%	3.8%	4.6	0.8	1
	24 我和同學相處融洽。	48.1%	21.2%	25.0%	5.8%	0.0%	0.0%	4.1	1.0	5
	25 老師關心我。	52.0%	22.0%	18.0%	8.0%	0.0%	3.8%	4.2	1.0	3
	26 老師對我們有很大的期望。	48.9%	31.9%	14.9%	2.1%	2.1%	9.6%	4.2	0.9	2
	27 學校對同學的意見積極回應。	48.0%	20.0%	14.0%	6.0%	12.0%	3.8%	3.9	1.4	6

I. 基本資料

	總數	小三至小四	小五至小六	男生	女生
問卷發出數目	52				
問卷回收數目	52	24	28	26	26
問卷回收率	100.0%				

II. 學生對學校的意見



調查項目	平均數	標準差	同意排序
我對教師教學的觀感	4.5	0.8	1
我對學生學習的觀感	3.7	1.0	4
我對學生成長支援的觀感	4.2	0.9	2
我對學校氣氛的觀感	4.2	1.0	3

III. 不同級別的學生對學校的意見比較

調查項目	小三至小四			小五至小六			效應值
	平均數	標準差	同意排序	平均數	標準差	同意排序	
我對教師教學的觀感	4.4	0.8	2	4.5	0.7	1	微
我對學生學習的觀感	3.9	1.0	4	3.6	0.9	4	小
我對學生成長支援的觀感	4.3	0.9	3	4.2	0.9	2	微
我對學校氣氛的觀感	4.4	0.8	1	4.0	1.1	3	小

IV. 男女生對學校的意見比較

調查項目	男生			女生			效應值
	平均數	標準差	同意排序	平均數	標準差	同意排序	
我對教師教學的觀感	4.5	0.7	1	4.5	0.8	1	微
我對學生學習的觀感	3.7	1.0	4	3.7	0.9	4	微
我對學生成長支援的觀感	4.3	1.0	2	4.2	0.9	2	微
我對學校氣氛的觀感	4.2	1.1	3	4.2	1.0	3	微

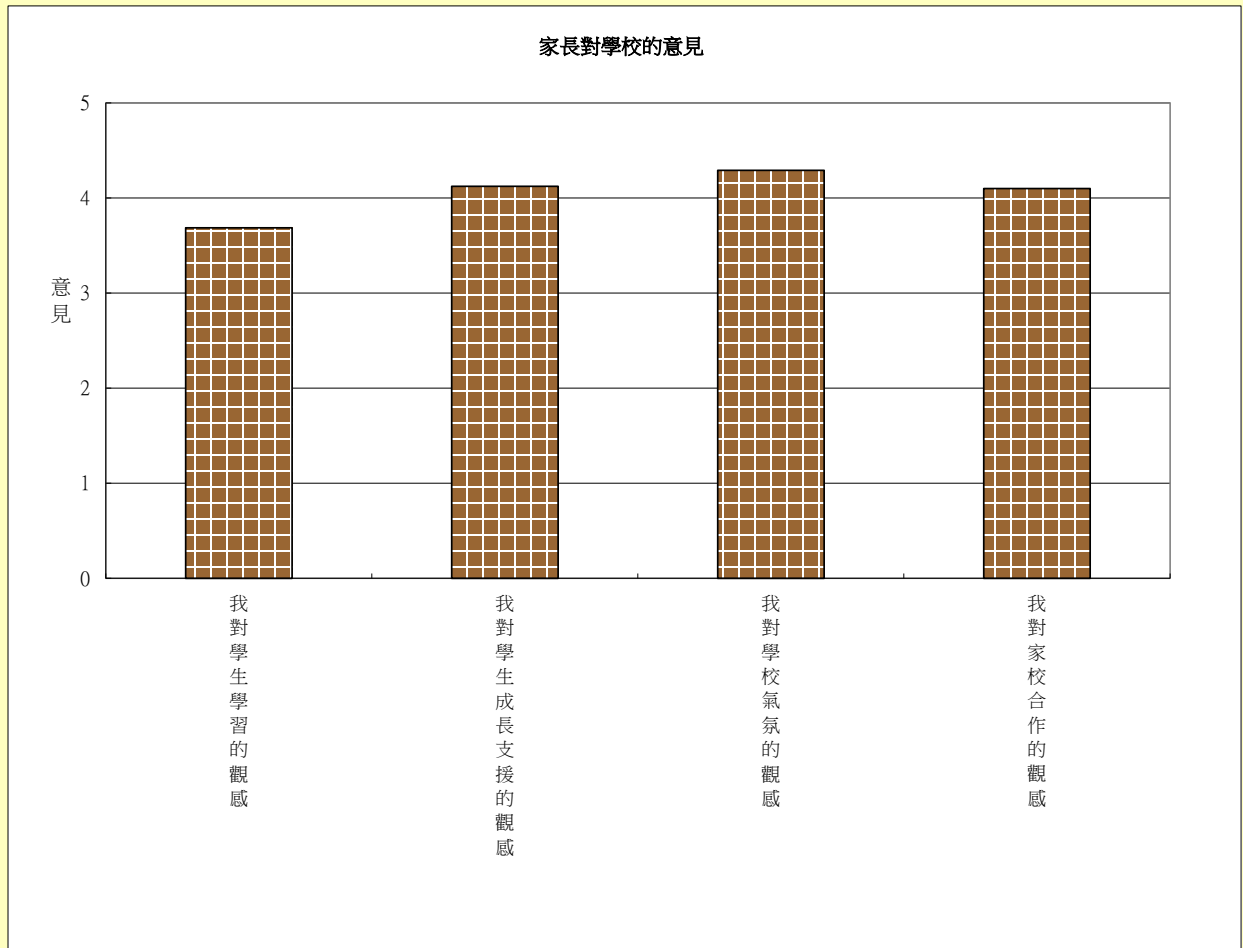
通德學校(2011-12)
家長對學校的意見

調查項目	題目	百分比					不知道/ 不適用	平均數	標準差	同意排序
		有意見								
		非常同意	同意	中立	不同意	非常不同意				
我對學生學習的觀感	1 我的子女對學習有濃厚的興趣。	22.2%	42.9%	23.8%	11.1%	0.0%	4.5%	3.8	0.9	2
	2 我的子女能自動自覺地學習。	25.8%	31.8%	31.8%	9.1%	1.5%	0.0%	3.7	1.0	3
	3 我的子女對學習有自信。	28.6%	34.9%	25.4%	9.5%	1.6%	4.5%	3.8	1.0	1
	4 我的子女經常認真地做功課。	22.7%	37.9%	24.2%	12.1%	3.0%	0.0%	3.7	1.1	4
	5 我的子女經常在課餘閱讀課外讀物，例如課外書及報刊等。	27.3%	24.2%	25.8%	18.2%	4.5%	0.0%	3.5	1.2	5
我對學生成長支援的觀感	6 學校能幫助我的子女解決成長上所遇到的問題，如身心發展、交友及學業方面等。	28.8%	48.5%	21.2%	1.5%	0.0%	0.0%	4.0	0.7	5
	7 學校能使我的子女懂得自律守規。	28.6%	50.8%	17.5%	3.2%	0.0%	4.5%	4.0	0.8	4
	8 學校能使我的子女懂得與人相處。	34.9%	46.0%	14.3%	3.2%	1.6%	4.5%	4.1	0.9	2
	9 學校能幫助我的子女養成良好品德。	30.2%	52.4%	14.3%	1.6%	1.6%	4.5%	4.1	0.8	3
我對學校氣氛的觀感	10 透過參與學校的課外活動，我的子女能獲得更多的學習機會，如課外知識和生活技能等。	47.0%	39.4%	13.6%	0.0%	0.0%	0.0%	4.3	0.7	1
	11 本校學生尊敬教師。	33.3%	52.4%	12.7%	1.6%	0.0%	4.5%	4.2	0.7	5
	12 我的子女喜愛學校。	48.5%	37.9%	12.1%	1.5%	0.0%	0.0%	4.3	0.7	3
	13 我的子女與同學相處融洽。	30.2%	50.8%	19.0%	0.0%	0.0%	4.5%	4.1	0.7	6
	14 老師關心我的子女。	52.4%	39.7%	6.3%	1.6%	0.0%	4.5%	4.4	0.7	1
	15 我的子女喜歡參與學校的活動及事務。	47.0%	37.9%	15.2%	0.0%	0.0%	0.0%	4.3	0.7	4
我對家校合作的觀感	16 我樂意讓子女在本校就讀。	45.5%	47.0%	6.1%	1.5%	0.0%	0.0%	4.4	0.7	2
	17 學校經常讓家長知道學校的情況和發展。	27.3%	50.0%	21.2%	1.5%	0.0%	0.0%	4.0	0.7	6
	18 我有足夠渠道向學校表達意見，如家長日、學校網頁、學校信箱等。	27.0%	55.6%	15.9%	1.6%	0.0%	4.5%	4.1	0.7	5
	19 學校樂意聽取家長的意見。	38.1%	49.2%	11.1%	0.0%	1.6%	4.5%	4.2	0.8	1
	20 家長教師會能促進家長與學校的溝通。	39.7%	36.5%	23.8%	0.0%	0.0%	4.5%	4.2	0.8	4
	21 學校時常邀請家長參與學校活動。	31.8%	56.1%	10.6%	1.5%	0.0%	0.0%	4.2	0.7	3
	22 我積極參與學校或家教會舉辦的活動。	24.6%	43.1%	23.1%	7.7%	1.5%	1.5%	3.8	0.9	7
	23 我與學校的關係良好。	42.9%	38.1%	17.5%	0.0%	1.6%	4.5%	4.2	0.8	2

I. 基本資料

	總數	第一學習階段	第二學習階段	男生	女生
問卷發出數目	66				
問卷回收數目	66	26	40	38	28
問卷回收率	100.0%				

II. 家長對學校的意見



調查項目	平均數	標準差	同意排序
我對學生學習的觀感	3.7	1.0	4
我對學生成長支援的觀感	4.1	0.8	2
我對學校氣氛的觀感	4.3	0.7	1
我對家校合作的觀感	4.1	0.8	3

III. 不同學習階段的學生家長對學校的意見比較

調查項目	第一學習階段			第二學習階段			效應值
	平均數	標準差	同意排序	平均數	標準差	同意排序	
我對學生學習的觀感	3.9	1.0	4	3.6	1.1	4	小
我對學生成長支援的觀感	4.4	0.6	3	4.0	0.9	2	中等
我對學校氣氛的觀感	4.4	0.6	1	4.2	0.8	1	小
我對家校合作的觀感	4.4	0.6	2	3.9	0.8	3	中等

IV. 男女生家長對學校的意見比較

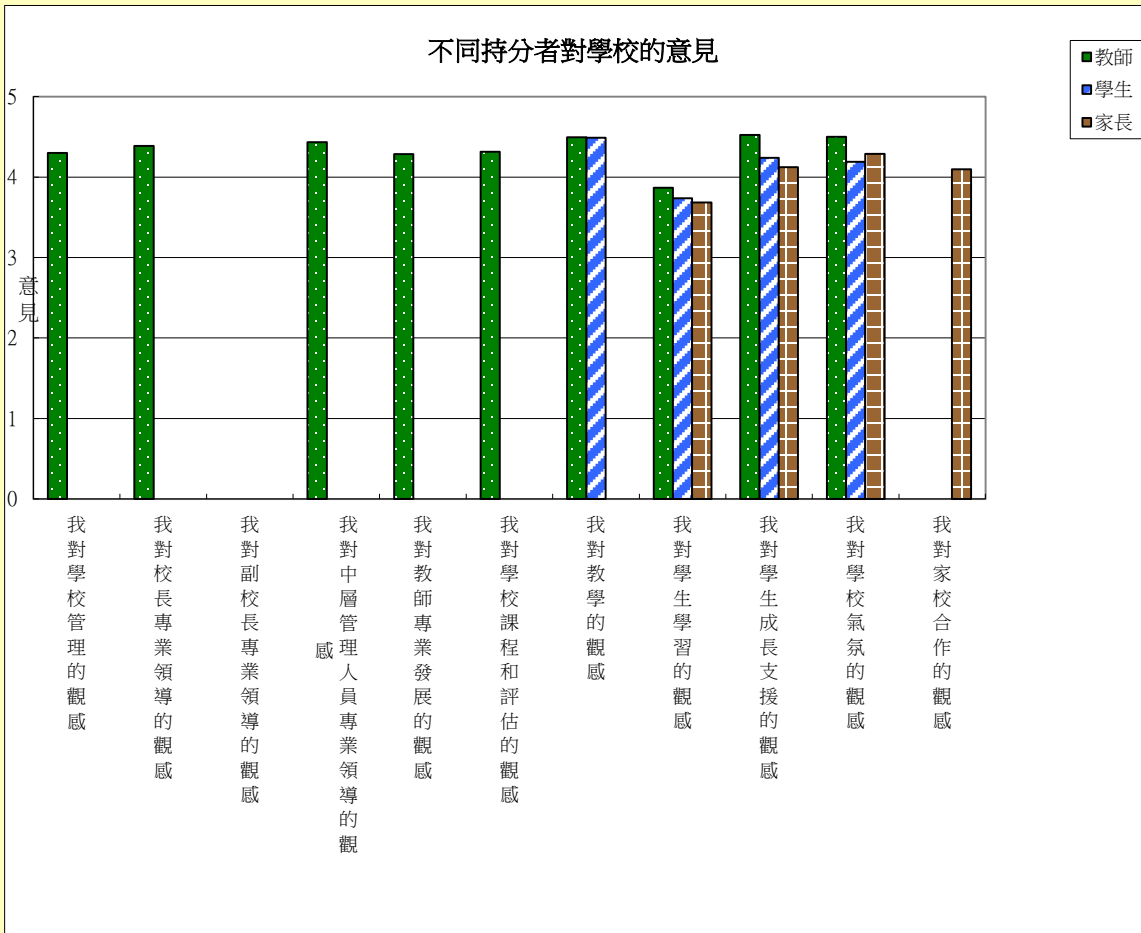
調查項目	男生			女生			效應值
	平均數	標準差	同意排序	平均數	標準差	同意排序	
我對學生學習的觀感	3.5	1.1	4	4.0	0.8	4	小
我對學生成長支援的觀感	4.0	0.9	3	4.3	0.6	2	小
我對學校氣氛的觀感	4.2	0.8	1	4.4	0.6	1	小
我對家校合作的觀感	4.0	0.8	2	4.2	0.7	3	小

通德學校(2011-12) 不同持分者對學校的意見

I. 基本資料

	教師	學生	家長
問卷發出數目	15	52	66
問卷回收數目	15	52	66
問卷回收率	100.0%	100.0%	100.0%

II. 教師、學生、家長對學校的意見



調查項目	教師	同意排序	學生	同意排序	家長	同意排序
我對學校管理的觀感	4.3	7	不適用		不適用	
我對校長專業領導的觀感	4.4	5	不適用		不適用	
我對副校長專業領導的觀感	不適用	不適用	不適用		不適用	
我對中層管理人員專業領導的觀感	4.4	4	不適用		不適用	
我對教師專業發展的觀感	4.3	8	不適用		不適用	
我對學校課程和評估的觀感	4.3	6	不適用		不適用	
我對教學的觀感	4.5	3	4.5	1	不適用	
我對學生學習的觀感	3.9	9	3.7	4	3.7	4
我對學生成長支援的觀感	4.5	1	4.2	2	4.1	2
我對學校氣氛的觀感	4.5	2	4.2	3	4.3	1
我對家校合作的觀感	不適用		不適用		4.1	3

III. 不同持分者對調查項目的比較

調查項目	不同持分者比較		
	教師與學生	教師與家長	學生與家長
我對教學的觀感	效應值	效應值	效應值
我對學生學習的觀感	微	不適用	不適用
我對學生成長支援的觀感	微	小	微
我對學校氣氛的觀感	小	中等	微
我對學校合作的觀感	小	小	微

通德學校(2011-12)

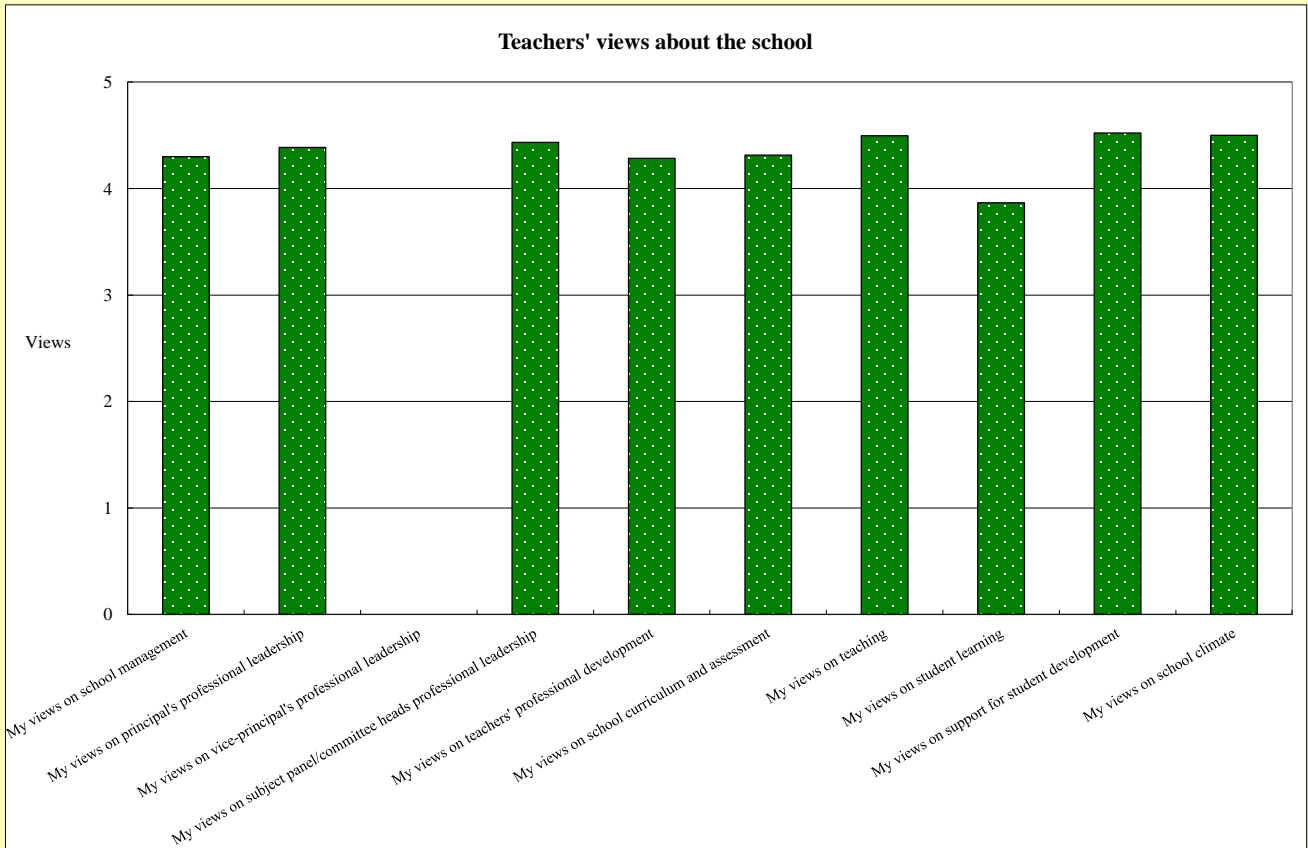
Teachers' views about the school

Survey Aspect	Item	Percentage						Mean	Standard Deviation	Rank of agreement
		Comment					Don't know/N.A.			
		Strongly Agree	Agree	Neutral	Disagree	Strongly Disagree				
My views on school management	1 The school has a clear direction of development.	33.3%	53.3%	13.3%	0.0%	0.0%	0.0%	4.2	0.7	6
	2 The school strategically formulates its development plan(s) in line with its direction of development.	40.0%	46.7%	13.3%	0.0%	0.0%	0.0%	4.3	0.7	4
	3 The school's decision-making process is transparent.	46.7%	46.7%	6.7%	0.0%	0.0%	0.0%	4.4	0.6	1
	4 The school monitors its work effectively.	40.0%	53.3%	6.7%	0.0%	0.0%	0.0%	4.3	0.6	2
	5 The school systematically collects data on Learning and Teaching with a view to monitoring students' performance and progress.	46.7%	40.0%	13.3%	0.0%	0.0%	0.0%	4.3	0.7	2
	6 The school actively reports to teachers, students and parents results of its self-evaluation.	33.3%	60.0%	6.7%	0.0%	0.0%	0.0%	4.3	0.6	4
My views on principal's professional leadership	7 The principal provides effective guidance to the continuous development of the school.	46.7%	46.7%	6.7%	0.0%	0.0%	0.0%	4.4	0.6	2
	8 The principal oversees school work effectively.	40.0%	53.3%	6.7%	0.0%	0.0%	0.0%	4.3	0.6	4
	9 The principal effectively deploys resources.	40.0%	53.3%	6.7%	0.0%	0.0%	0.0%	4.3	0.6	4
	10 The principal effectively deploys teaching staff so that they can optimize their potential.	46.7%	46.7%	6.7%	0.0%	0.0%	0.0%	4.4	0.6	2
	11 The principal has an amicable working relationship with teachers.	53.3%	40.0%	6.7%	0.0%	0.0%	0.0%	4.5	0.6	1
My views on vice-principal's professional leadership	12 The vice-principal(s) effectively coordinates the work of committees and subject panels.						100.0%			
	13 The vice-principal(s) effectively monitors the work of committees and subject panels.						100.0%			
	14 The vice-principal(s) effectively facilitates collaboration and communication among committees and/or subject panels.						100.0%			
	15 The vice-principal(s) effectively facilitates communication between the management and teachers.						100.0%			
My views on subject panel/committee heads professional leadership	16 The subject panel/committee heads provide effective guidance to the development of their panels/committees.	46.7%	53.3%	0.0%	0.0%	0.0%	0.0%	4.5	0.5	1
	17 The subject panel/committee heads effectively evaluate the effectiveness of the work of their panels/committees.	46.7%	53.3%	0.0%	0.0%	0.0%	0.0%	4.5	0.5	1
	18 The subject panel/committee heads effectively promote teachers' professional interflow and collaboration.	40.0%	53.3%	6.7%	0.0%	0.0%	0.0%	4.3	0.6	4
	19 The subject panel/committee heads and teachers have an amicable working relationship.	46.7%	53.3%	0.0%	0.0%	0.0%	0.0%	4.5	0.5	1
My views on teachers' professional development	20 The school actively commends teachers for their fine performance at work and/or personal achievements.	21.4%	71.4%	7.1%	0.0%	0.0%	0.0%	4.1	0.5	5
	21 The teacher professional development activities organised by the school are of great help to me in performing my duties.	26.7%	60.0%	13.3%	0.0%	0.0%	0.0%	4.1	0.6	6
	22 The school has developed an ambience of professional interflow.	40.0%	46.7%	13.3%	0.0%	0.0%	0.0%	4.3	0.7	3
	23 Staff appraisal is targeted at promoting teachers' professional development.	33.3%	60.0%	6.7%	0.0%	0.0%	0.0%	4.3	0.6	3
	24 The staff appraisal system can assess teachers' work performance fairly.	42.9%	57.1%	0.0%	0.0%	0.0%	6.7%	4.4	0.5	2
	25 Staff appraisal is conducive to my professional development.	46.7%	53.3%	0.0%	0.0%	0.0%	0.0%	4.5	0.5	1
	26 The curriculum development of the school is in line with the trend of the educational development.	46.7%	53.3%	0.0%	0.0%	0.0%	0.0%	4.5	0.5	1
My views on school curriculum and assessment	27 The school-based curriculum has clearly defined objectives and policies.	26.7%	73.3%	0.0%	0.0%	0.0%	0.0%	4.3	0.4	5
	28 The school effectively deploys resources to support the curriculum implementation of various Key Learning Areas.	33.3%	66.7%	0.0%	0.0%	0.0%	0.0%	4.3	0.5	2
	29 The school strategically arranges different learning modes and opportunities for students in the light of students' abilities, interests and needs.	20.0%	80.0%	0.0%	0.0%	0.0%	0.0%	4.2	0.4	7
	30 The school effectively monitors curriculum implementation.	33.3%	66.7%	0.0%	0.0%	0.0%	0.0%	4.3	0.5	2
	31 Subject panels are able to monitor curriculum implementation of their own subjects, e.g. through systematic use of data on Student Learning and Teaching and evaluation data to inform curriculum implementation.	33.3%	66.7%	0.0%	0.0%	0.0%	0.0%	4.3	0.5	2
	32 The performance assessment methods adopted by subject panels effectively assess students' performance.	33.3%	60.0%	6.7%	0.0%	0.0%	0.0%	4.3	0.6	5
	33 I often teach my students learning strategies, such as doing pre-lesson preparation, using concept maps, tool books and on-line resources, etc.	46.7%	53.3%	0.0%	0.0%	0.0%	0.0%	4.5	0.5	4
My views on teaching	34 I often help my students to review their learning, so that they have a clear idea about their learning performance and progress.	40.0%	60.0%	0.0%	0.0%	0.0%	0.0%	4.4	0.5	6
	35 I often ask my students questions of different levels in lessons.	40.0%	60.0%	0.0%	0.0%	0.0%	0.0%	4.4	0.5	6
	36 I often engage my students in active inquiry and construction of knowledge in lessons.	46.7%	53.3%	0.0%	0.0%	0.0%	0.0%	4.5	0.5	4
	37 I often adjust the teaching contents and strategies according to students' learning progress in lessons.	60.0%	40.0%	0.0%	0.0%	0.0%	0.0%	4.6	0.5	1
	38 I often arrange various learning activities such as group discussion and oral presentation in lessons.	60.0%	40.0%	0.0%	0.0%	0.0%	0.0%	4.6	0.5	1
	39 The learning atmosphere in lessons is good.	53.3%	46.7%	0.0%	0.0%	0.0%	0.0%	4.5	0.5	3
	40 My students are highly interested in learning.	13.3%	60.0%	26.7%	0.0%	0.0%	0.0%	3.9	0.6	3
My views on student learning	41 My students take the initiative to learn.	0.0%	53.3%	46.7%	0.0%	0.0%	0.0%	3.5	0.5	6
	42 My students are confident in learning.	6.7%	60.0%	33.3%	0.0%	0.0%	0.0%	3.7	0.6	4
	43 My students often complete their assignments seriously.	0.0%	73.3%	26.7%	0.0%	0.0%	0.0%	3.7	0.4	4
	44 My students like reading.	20.0%	80.0%	0.0%	0.0%	0.0%	0.0%	4.2	0.4	1
	45 My students are often able to use a variety of resources, such as the Internet and the library, in learning.	20.0%	73.3%	6.7%	0.0%	0.0%	0.0%	4.1	0.5	2
My views on support for student development	46 The school's discipline and guidance work is geared to students' development needs.	40.0%	53.3%	6.7%	0.0%	0.0%	0.0%	4.3	0.6	5
	47 The school provides enough opportunity to foster students' leadership.	53.3%	40.0%	6.7%	0.0%	0.0%	0.0%	4.5	0.6	4
	48 The school can help students develop good interpersonal skills.	40.0%	53.3%	6.7%	0.0%	0.0%	0.0%	4.3	0.6	5
	49 The school actively helps students develop correct values.	53.3%	46.7%	0.0%	0.0%	0.0%	0.0%	4.5	0.5	3
	50 The school actively encourages students to participate in extra-curricular activities.	80.0%	20.0%	0.0%	0.0%	0.0%	0.0%	4.8	0.4	1
	51 The school's extra-curricular activities can help extend students' learning experiences.	66.7%	33.3%	0.0%	0.0%	0.0%	0.0%	4.7	0.5	2
My views on school climate	52 The staff are on harmonious terms.	46.7%	53.3%	0.0%	0.0%	0.0%	0.0%	4.5	0.5	2
	53 The staff cooperate with one another happily.	46.7%	53.3%	0.0%	0.0%	0.0%	0.0%	4.5	0.5	2
	54 The teachers and students have a good relationship.	86.7%	6.7%	6.7%	0.0%	0.0%	0.0%	4.8	0.5	1
	55 The staff have good morale.	46.7%	46.7%	6.7%	0.0%	0.0%	0.0%	4.4	0.6	5
	56 I agree with the school's direction of development.	46.7%	46.7%	6.7%	0.0%	0.0%	0.0%	4.4	0.6	5
	57 I find satisfaction in working in this school.	60.0%	33.3%	0.0%	6.7%	0.0%	0.0%	4.5	0.8	2

I. Basic information

	Total	Length of service in school 0-5 years	Length of service in school 6-10 years	Length of service in school 11 years or over
No. of questionnaires issued	15			
No. of questionnaires retrieved	15	8	5	2
Retrieved rate	100.0%			

II. Teachers' views about the school



Survey aspect	Mean	SD	Rank of agreement
My views on school management	4.3	0.6	7
My views on principal's professional leadership	4.4	0.6	5
My views on vice-principal's professional leadership	N/A	N/A	N/A
My views on subject panel/committee heads professional leadership	4.4	0.5	4
My views on teachers' professional development	4.3	0.6	8
My views on school curriculum and assessment	4.3	0.5	6
My views on teaching	4.5	0.5	3
My views on student learning	3.9	0.6	9
My views on support for student development	4.5	0.6	1
My views on school climate	4.5	0.6	2

III. View about the school by teachers of different length of service in school

Survey aspect	Length of service in school								
	0-5 years			6-10 years			11 years or over		
	Mean	SD	Rank of agreement	Mean	SD	Rank of agreement	Mean	SD	Rank of agreement
My views on school management	NA	NA	NA	NA	NA	NA	NA	NA	NA
My views on principal's professional leadership	NA	NA	NA	NA	NA	NA	NA	NA	NA
My views on vice-principal's professional leadership	NA	NA	NA	NA	NA	NA	NA	NA	NA
My views on subject panel/committee heads professional leadership	NA	NA	NA	NA	NA	NA	NA	NA	NA
My views on teachers' professional development	NA	NA	NA	NA	NA	NA	NA	NA	NA
My views on school curriculum and assessment	NA	NA	NA	NA	NA	NA	NA	NA	NA
My views on teaching	NA	NA	NA	NA	NA	NA	NA	NA	NA
My views on student learning	NA	NA	NA	NA	NA	NA	NA	NA	NA
My views on support for student development	NA	NA	NA	NA	NA	NA	NA	NA	NA
My views on school climate	NA	NA	NA	NA	NA	NA	NA	NA	NA

IV. Comparison of the views about the school by teachers of different length of service in school

Survey aspect	Length of service in school		
	0-5 years and 6-10 years	0-5 years and 11 years or over	6-10 years and 11 years or over
	Effect size	Effect size	Effect size
My views on school management	N/A	N/A	N/A
My views on principal's professional leadership	N/A	N/A	N/A
My views on vice-principal's professional leadership	N/A	N/A	N/A
My views on subject panel/committee heads professional leadership	N/A	N/A	N/A
My views on teachers' professional development	N/A	N/A	N/A
My views on school curriculum and assessment	N/A	N/A	N/A
My views on teaching	N/A	N/A	N/A
My views on student learning	N/A	N/A	N/A
My views on support for student development	N/A	N/A	N/A
My views on school climate	N/A	N/A	N/A

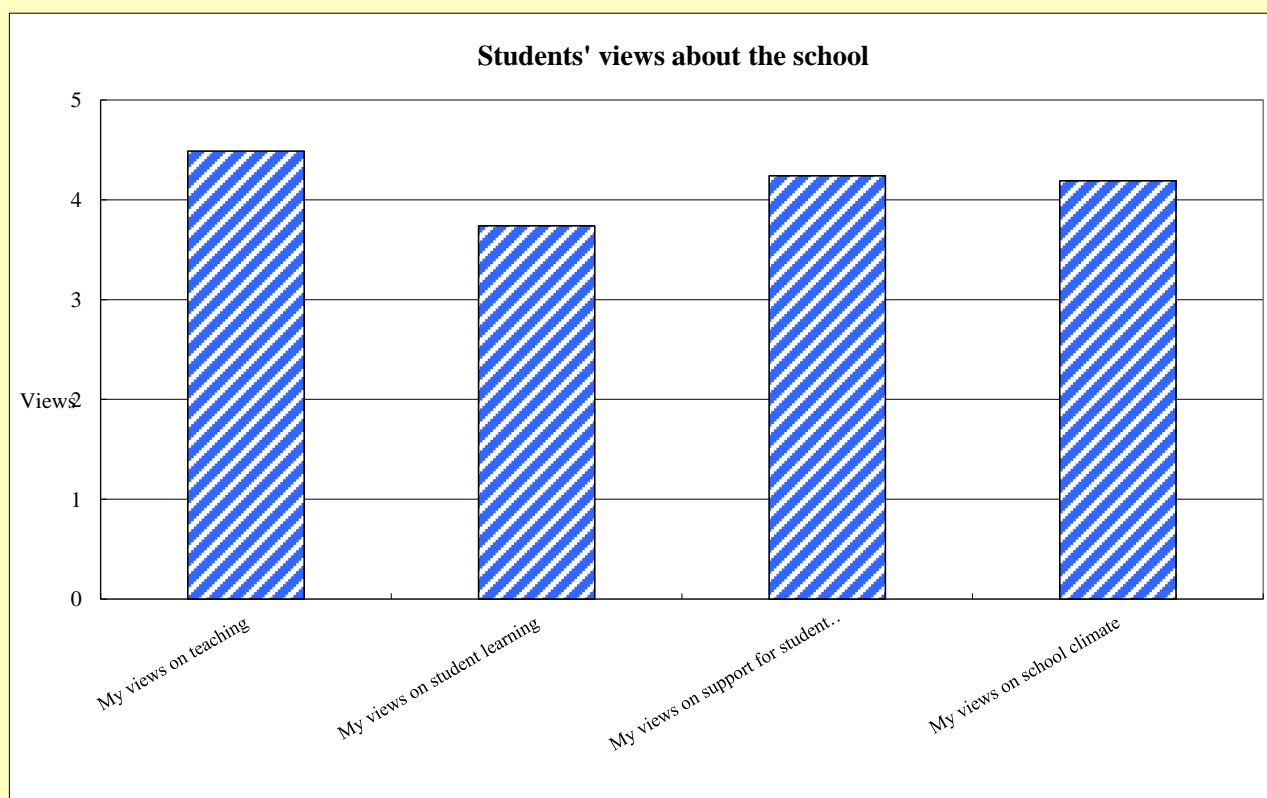
通德學校(2011-12)
Students' views about the school

Survey Aspect	Item	Percentage						Mean	Standard Deviation	Rank of agreement
		Comment					Don't know/N.A.			
		Strongly Agree	Agree	Neutral	Disagree	Strongly Disagree				
My views on teaching	1 The teachers often arrange learning activities outside class for us, such as project learning week, visits, field trips, etc.	73.1%	17.3%	7.7%	1.9%	0.0%	0.0%	4.6	0.7	2
	2 The teachers often provide us with guidance in learning strategies, such as doing pre-lesson preparation, using concept maps, tool books and on-line resources, etc.	76.0%	22.0%	2.0%	0.0%	0.0%	3.8%	4.7	0.5	1
	3 The teachers often tell us about our progress and problems in learning.	61.5%	32.7%	3.8%	1.9%	0.0%	0.0%	4.5	0.7	4
	4 The teachers often ask us thought-provoking questions in lessons.	43.1%	37.3%	15.7%	0.0%	3.9%	1.9%	4.2	1.0	7
	5 The teachers often make us inquire into/investigate different issues in lessons.	54.9%	31.4%	11.8%	2.0%	0.0%	1.9%	4.4	0.8	6
	6 The teachers often arrange learning activities such as group discussion and oral presentation in lessons.	69.2%	17.3%	13.5%	0.0%	0.0%	0.0%	4.6	0.7	3
	7 The teachers often give us encouragement in lessons.	54.9%	37.3%	3.9%	2.0%	2.0%	1.9%	4.4	0.8	5
My views on student learning	8 I take the initiative to learn.	15.7%	27.5%	51.0%	3.9%	2.0%	1.9%	3.5	0.9	7
	9 I am confident in learning.	13.7%	37.3%	43.1%	5.9%	0.0%	1.9%	3.6	0.8	5
	10 I often do my assignments seriously.	20.4%	55.1%	24.5%	0.0%	0.0%	5.8%	4.0	0.7	2
	11 I often read materials such as leisure reading materials and newspapers outside class.	40.4%	17.3%	26.9%	11.5%	3.8%	0.0%	3.8	1.2	3
	12 I know how to set learning goals for myself.	25.5%	37.3%	25.5%	11.8%	0.0%	1.9%	3.8	1.0	4
	13 I am able to apply learning strategies, such as doing pre-lesson preparation, using concept maps, tool books and on-line resources, etc.	25.0%	25.0%	35.4%	10.4%	4.2%	7.7%	3.6	1.1	6
	14 I often review my learning based on my test/exam results and teachers' comments on my performance in assignments and in class.	36.7%	30.6%	28.6%	4.1%	0.0%	5.8%	4.0	0.9	1
My views on support for student development	15 The teachers are able to help us solve problems we encounter in our growing process, such as in our physical and mental development, making friends and academic performance.	46.0%	20.0%	26.0%	2.0%	6.0%	3.8%	4.0	1.2	6
	16 My schoolmates are self-disciplined and abide by school regulations.	15.7%	52.9%	21.6%	5.9%	3.9%	1.9%	3.7	0.9	7
	17 The school is intent on fostering our leadership.	36.0%	40.0%	18.0%	0.0%	6.0%	3.8%	4.0	1.0	5
	18 The school actively guides us to acquire the skills to get along with others well.	56.9%	25.5%	17.6%	0.0%	0.0%	1.9%	4.4	0.8	3
	19 The school actively fosters our virtues.	51.0%	35.3%	9.8%	2.0%	2.0%	1.9%	4.3	0.9	4
	20 My schoolmates actively participate in extra-curricular activities.	76.5%	19.6%	3.9%	0.0%	0.0%	1.9%	4.7	0.5	1
My views on school climate	21 Through participation in the school's extra-curricular activities, my learning opportunities in respect of extra-curricular knowledge and life skills, etc. are increased.	64.7%	25.5%	9.8%	0.0%	0.0%	1.9%	4.5	0.7	2
	22 The students respect the teachers.	44.2%	32.7%	19.2%	1.9%	1.9%	0.0%	4.2	0.9	4
	23 I like my school.	76.0%	14.0%	6.0%	2.0%	2.0%	3.8%	4.6	0.8	1
	24 I get along well with my schoolmates.	48.1%	21.2%	25.0%	5.8%	0.0%	0.0%	4.1	1.0	5
	25 The teachers care about me.	52.0%	22.0%	18.0%	8.0%	0.0%	3.8%	4.2	1.0	3
	26 The teachers have high expectation for us.	48.9%	31.9%	14.9%	2.1%	2.1%	9.6%	4.2	0.9	2
	27 Our school actively responds to the comments from the students.	48.0%	20.0%	14.0%	6.0%	12.0%	3.8%	3.9	1.4	6

I. Basic information

	Total	P3 - P4	P5 - P6	Boys	Girls
No. of questionnaires issued	52				
No. of questionnaires retrieved	52	24	28	26	26
Retrieved rate	100.0%				

II. Students' views about the school



Survey aspect	Mean	SD	Rank of agreement
My views on teaching	4.5	0.8	1
My views on student learning	3.7	1.0	4
My views on support for student development	4.2	0.9	2
My views on school climate	4.2	1.0	3

III. Comparison of students' views about the school with different levels

Survey aspect	P3 - P4			P5 - P6			Effect size
	Mean	SD	Rank of agreement	Mean	SD	Rank of agreement	
My views on teaching	4.4	0.8	2	4.5	0.7	1	Negligible
My views on student learning	3.9	1.0	4	3.6	0.9	4	Small
My views on support for student development	4.3	0.9	3	4.2	0.9	2	Negligible
My views on school climate	4.4	0.8	1	4.0	1.1	3	Small

IV. Comparison of students' views about the school with different genders

Survey aspect	Boys			Girls			Effect size
	Mean	SD	Rank of agreement	Mean	SD	Rank of agreement	
My views on teaching	4.5	0.7	1	4.5	0.8	1	Negligible
My views on student learning	3.7	1.0	4	3.7	0.9	4	Negligible
My views on support for student development	4.3	1.0	2	4.2	0.9	2	Negligible
My views on school climate	4.2	1.1	3	4.2	1.0	3	Negligible

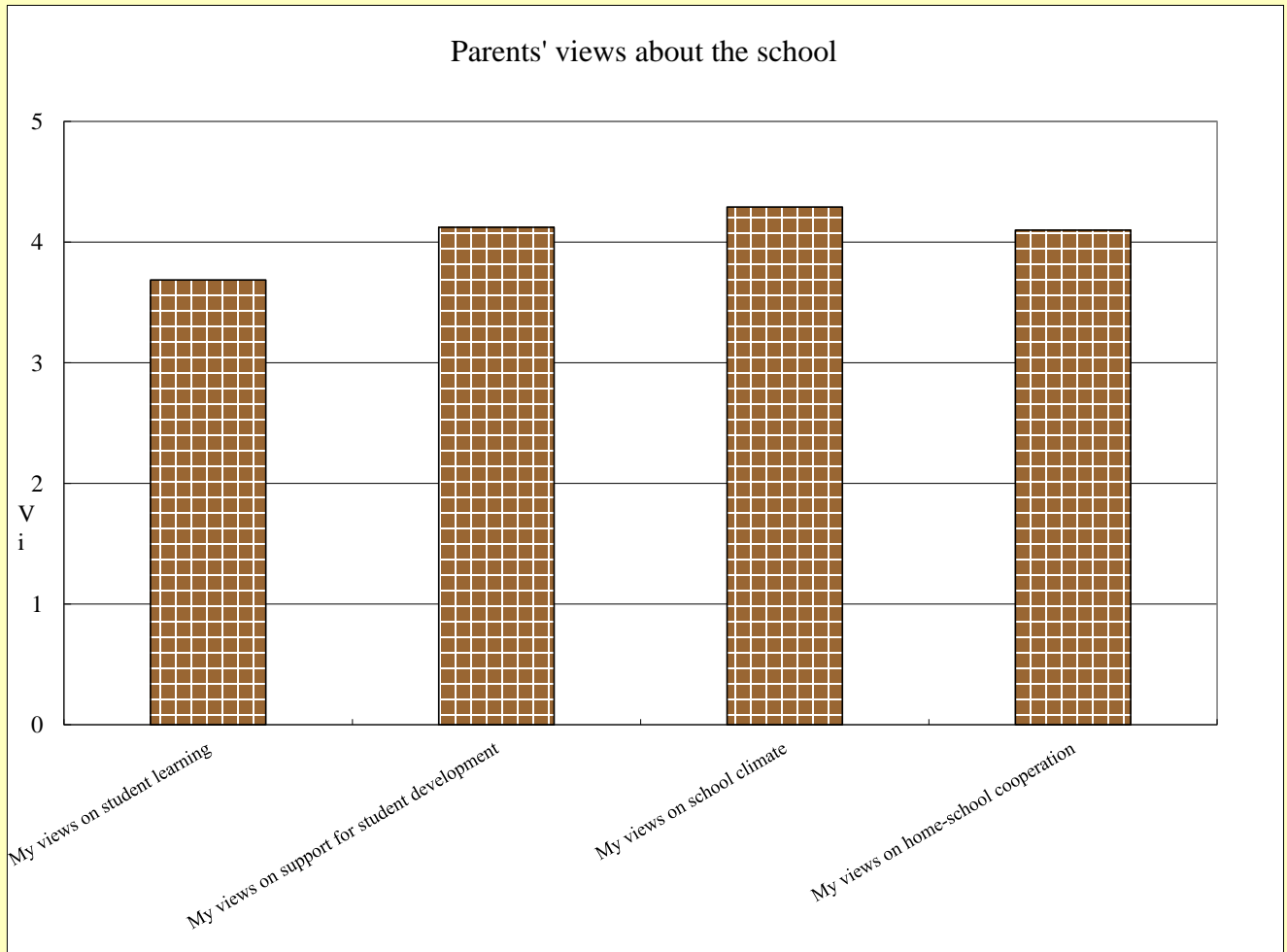
通德學校(2011-12)
Parents' views about the school

Survey Aspect	Item	Percentage						Mean	Standard Deviation	Rank of agreement
		Comment					Don't know/N.A.			
		Strongly Agree	Agree	Neutral	Disagree	Strongly Disagree				
My views on student learning	1 My child is highly interested in learning.	22.2%	42.9%	23.8%	11.1%	0.0%	4.5%	3.8	0.9	2
	2 My child takes the initiative to learn.	25.8%	31.8%	31.8%	9.1%	1.5%	0.0%	3.7	1.0	3
	3 My child is confident in learning.	28.6%	34.9%	25.4%	9.5%	1.6%	4.5%	3.8	1.0	1
	4 My child often completes his/her assignments seriously.	22.7%	37.9%	24.2%	12.1%	3.0%	0.0%	3.7	1.1	4
	5 My child often reads materials such as leisure reading materials and newspapers outside class.	27.3%	24.2%	25.8%	18.2%	4.5%	0.0%	3.5	1.2	5
My views on support for student development	6 The school is able to help my child solve the problems he/she encounters in his/her growing process, such as in their physical and mental development, making friends and academic performance.	28.8%	48.5%	21.2%	1.5%	0.0%	0.0%	4.0	0.7	5
	7 The school is able to foster my child's self-discipline and make them abide by school regulations.	28.6%	50.8%	17.5%	3.2%	0.0%	4.5%	4.0	0.8	4
	8 The school helps my child to acquire the skills to get along with others well.	34.9%	46.0%	14.3%	3.2%	1.6%	4.5%	4.1	0.9	2
	9 The school can foster in my child good virtues.	30.2%	52.4%	14.3%	1.6%	1.6%	4.5%	4.1	0.8	3
	10 Through participation in the school's extra-curricular activities, my child's learning opportunities in respect of extra-curricular knowledge and life skills, etc. are increased.	47.0%	39.4%	13.6%	0.0%	0.0%	0.0%	4.3	0.7	1
My views on school climate	11 The students of this school respect their teachers.	33.3%	52.4%	12.7%	1.6%	0.0%	4.5%	4.2	0.7	5
	12 My child likes his/her school.	48.5%	37.9%	12.1%	1.5%	0.0%	0.0%	4.3	0.7	3
	13 My child gets along well with his/her schoolmates.	30.2%	50.8%	19.0%	0.0%	0.0%	4.5%	4.1	0.7	6
	14 The teachers care about my child.	52.4%	39.7%	6.3%	1.6%	0.0%	4.5%	4.4	0.7	1
	15 My child likes to participate in the school's activities and affairs.	47.0%	37.9%	15.2%	0.0%	0.0%	0.0%	4.3	0.7	4
	16 I am pleased to let my child study in this school.	45.5%	47.0%	6.1%	1.5%	0.0%	0.0%	4.4	0.7	2
My views on home-school cooperation	17 The school often keeps parents informed of school affairs and development.	27.3%	50.0%	21.2%	1.5%	0.0%	0.0%	4.0	0.7	6
	18 There are sufficient channels, such as parents' day, the school website, school post box, etc., for me to express my views to the school.	27.0%	55.6%	15.9%	1.6%	0.0%	4.5%	4.1	0.7	5
	19 The school is willing to listen to the views of parents.	38.1%	49.2%	11.1%	0.0%	1.6%	4.5%	4.2	0.8	1
	20 The parent-teacher association can facilitate communication between the parents and the school.	39.7%	36.5%	23.8%	0.0%	0.0%	4.5%	4.2	0.8	4
	21 The school often invites parents to participate in school activities.	31.8%	56.1%	10.6%	1.5%	0.0%	0.0%	4.2	0.7	3
	22 I actively participate in the activities organised by the school and/or parent-teacher association.	24.6%	43.1%	23.1%	7.7%	1.5%	1.5%	3.8	0.9	7
	23 I have a good relationship with the school.	42.9%	38.1%	17.5%	0.0%	1.6%	4.5%	4.2	0.8	2

I. Basic information

	Total	Learning key stage 1	Learning key stage 2	Boys	Girls
No. of questionnaires issued	66				
No. of questionnaires retrieved	66	26	40	38	28
Retrieved rate	100.0%				

II. Parents' views about the school



Survey aspect	Mean	SD	Rank of agreement
My views on student learning	3.7	1.0	4
My views on support for student development	4.1	0.8	2
My views on school climate	4.3	0.7	1
My views on home-school cooperation	4.1	0.8	3

III. Comparison of parents' views about the school with different learning key stages of students

Survey aspect	Learning key stage 1			Learning key stage 2			Effect size
	Mean	SD	Rank of agreement	Mean	SD	Rank of agreement	
My views on student learning	3.9	1.0	4	3.6	1.1	4	Small
My views on support for student development	4.4	0.6	3	4.0	0.9	2	Moderate
My views on school climate	4.4	0.6	1	4.2	0.8	1	Small
My views on home-school cooperation	4.4	0.6	2	3.9	0.8	3	Moderate

IV. Comparison of parents' views about the school with different genders of students

Survey aspect	Boys			Girls			Effect size
	Mean	SD	Rank of agreement	Mean	SD	Rank of agreement	
My views on student learning	3.5	1.1	4	4.0	0.8	4	Small
My views on support for student development	4.0	0.9	3	4.3	0.6	2	Small
My views on school climate	4.2	0.8	1	4.4	0.6	1	Small
My views on home-school cooperation	4.0	0.8	2	4.2	0.7	3	Small

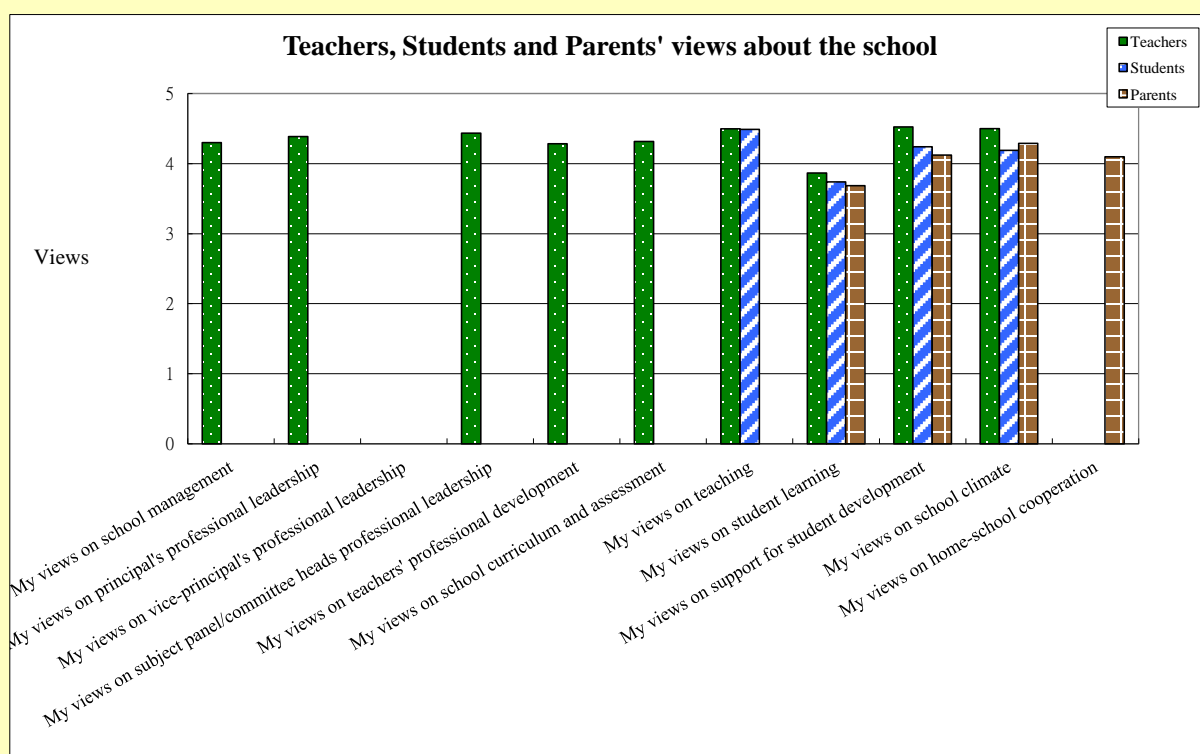
通德學校(2011-12)

Teachers, Students and Parents' views about the school

I. Basic information

	Teachers	Students	Parents
No. of questionnaires issued	15	52	66
No. of questionnaires retrieved	15	52	66
Retrieved rate	100.0%	100.0%	100.0%

II. Teachers, students and parents' views about the school



Survey aspect	Teachers	Rank of agreement	Students	Rank of agreement	Parents	Rank of agreement
My views on school management	4.3	7		N/A		N/A
My views on principal's professional leadership	4.4	5		N/A		N/A
My views on vice-principal's professional leadership	N/A	N/A		N/A		N/A
My views on subject panel/committee heads professional leadership	4.4	4		N/A		N/A
My views on teachers' professional development	4.3	8		N/A		N/A
My views on school curriculum and assessment	4.3	6		N/A		N/A
My views on teaching	4.5	3	4.5	1		N/A
My views on student learning	3.9	9	3.7	4	3.7	4
My views on support for student development	4.5	1	4.2	2	4.1	2
My views on school climate	4.5	2	4.2	3	4.3	1
My views on home-school cooperation		N/A		N/A	4.1	3

III. Comparison of teachers, students and parents' views about the school

Survey aspect	Comparison of teachers, students and parents' views about the school		
	Teachers and Students	Teachers and Parents	Students and Parents
	Effect size	Effect size	Effect size
My views on teaching	Negligible	N/A	N/A
My views on student learning	Negligible	Small	Negligible
My views on support for student development	Small	Moderate	Negligible
My views on school climate	Small	Small	Negligible